




















Product	Description	Product Code with Linkable Spec sheet	Size (mm)	Color Temp	Nom. Power	Lumen Output	Warranty	Typically Replaces	Non-standard Options. Pricing subject to MOQ	Wholesale Price ex GST(\$NZD)	Normally Stocked (in NZ) <input checked="" type="checkbox"/>
Recessed											
Edge-Lit Standard Panel  	Attractive, energy saving Generation 3 LED panels alternative to standard downlights and fluorescent troffers. - CRI≥80 - Luminaire Colour : White - Light Output Angle: 120° -SDCM 3 -1m flex + plug and restraints	EEP6X6W40W840G3-B	600 x 600	4000K	40W	3,630 lm	5 years	Troffer (3 or 4 x 18W T8)	- 3000K/6000K - Triac/DALI/1-10V dim	\$95.00	<input checked="" type="checkbox"/>
		EEP3X12W40W840G3-B	300 x 1200	4000K	40W	3,520 lm	5 years	Troffer (2 or 3 x 36W T8)		\$106.00	<input checked="" type="checkbox"/>
Low Glare (UGR<19) Edge-Lit Panel  	Modern, sleek architectural Generation 3 edge-lit LED panels suitable for use in environments that require good glare control. - Micro-Prismatic Diffuser (clear) - CRI≥80 - Luminaire Colour : White - Light Output Angle: 80-90° -SDCM 3 -1m flex + plug and restraints	EEP6X6W36W840G3-LG-B	600 x 600	4000K	36W	3,700 lm	5 years	Troffer (3 or 4 x 18W T8)	- 3000K/6000K - Triac/DALI/1-10V dim -600x1200 40W, 50W	\$108.00	<input checked="" type="checkbox"/>
		EEP1X12W20W840G3-LG-B	150 x 1200	4000K	20W	1,900 lm	5 years	Troffer (3 or 4 x 18W T8)		\$120.00	<input checked="" type="checkbox"/>
		EEP3X12W36W840G3-LG-B	300 x 1200	4000K	36W	3,900 lm	5 years	Troffer (2 or 3 x 36W T8)		\$125.00	<input checked="" type="checkbox"/>
		EEP6X12W40W840G3LG-B	600 x 1200	4000K	40W	4,700 lm	5 years	Troffer (3 or 4 x 36W T8)		\$190.00	<input checked="" type="checkbox"/>
		EPU6X12W60W840G3-LG	600 x 1200	4000K	60W	6,370 lm	5 years	Troffer (3 or 4 x 36W T8)		\$205.00	<input checked="" type="checkbox"/>
		Dimming Options: (Triac & 1-10V dimming +\$NZD 32.00, BOKE OR TRIDONIC DALI +\$NZD 50.00 + CASAMBI Dim +\$NZD 105.00). Suspending Kit: \$NZD 10.00									
Full-Spectrum Panels G2  	NEW enhanced colour and tight specifications on the LED chips produce high colour rendering values (including saturated reds) and a Cyanosis Observation Index (COI) value which satisfies the requirements of AS/NZS 1680.2.5. - CRI≥98 - Luminaire Colour : White - Light Output Angle: 120° -SDCM 3 - 5 years -1m flex + plug and restraints	EFS6X6W36W940G2-IP20	600 x 600	4000K	36W	3,800 lm	5 years	Troffer (3 or 4 x 18W T8)	- 3000K/6000K - Triac/DALI/1-10V dim -54W - Standard Opal	\$159.00	<input checked="" type="checkbox"/>
		EFS1X12W20W940G2-IP20	150 x 1200	4000K	20W	1,520 lm	5 years	Troffer (2 or 3 x 36W T8)		\$168.00	<input checked="" type="checkbox"/>
		EFS3X12W36W940G2-IP20	300 x 1200	4000K	36W	3,300 lm	5 years	Troffer (2 or 3 x 36W T8)		\$176.00	<input checked="" type="checkbox"/>
		EFS6X6W36W940G2-IP65	600 x 600	4000K	36W	3,800 lm	3 years	Troffer (3 or 4 x 18W T8)		\$191.00	<input checked="" type="checkbox"/>
		EFS3X12W36W940G2-IP65	300 x 1200	4000K	36W	3,300 lm	3 years	Troffer (2 or 3 x 36W T8)		\$211.00	<input checked="" type="checkbox"/>
		Dimming Options: (Triac & 1-10V dimming +\$NZD 32.00, BOKE OR TRIDONIC DALI +\$NZD 50.00 + CASAMBI Dim +\$NZD 105.00). Suspending Kit: \$NZD 10.00									
Micro-Louvre Panel  	For those situations where a more discrete ceiling presence is desired, Ecopoint can offer a high performance alternative with low-glare micro-louvre optics. -CRI: >80 -SDCM 4 -1m flex + plug and restraints	EMP6X6W30W840	600 x 600	3000K,4000K,6000K	30W	3,600 lm	5 years	Troffer (3 or 4 x 18W T8)	-Indent Stock -35W	\$116.00	<input checked="" type="checkbox"/>
		EMP3X12W30W840	300 x 1200	3000K,4000K,6000K	30W	3,400 lm	5 years	Troffer (2 or 3 x 36W T8)	-Indent Stock -35W	\$122.00	<input checked="" type="checkbox"/>
Dimming Options: (Triac & 1-10V dimming +\$NZD 32.00, TRIDONIC DALI +\$NZD 50.00 + CASAMBI Dim +\$NZD 105.00)											
Backlit Panel  	Ultra bright and an outstanding heat dissipation LED back lit panels. - CRI: ≥80 - Luminaire Colour: White - Light Output Angle: 120°	EPG6X6W4K40W	600 x 600	4000K	40W	4,030 lm	5 years	Troffer (3 or 4 x 18W T8)	- 3000K/6000K - Triac/DALI/1-10V dim	\$55.00	<input checked="" type="checkbox"/>
		EPG3X12W4K80W	300 x 1200	4000K	80W	9,020 lm	5 years	Troffer (2 or 3 x 36W T8)	- Low Glare	\$155.00	<input checked="" type="checkbox"/>



Product	Description	Product Code with Linkable Spec sheet	Size (mm)	Color Temp	Nom. Power	Lumen Output	Warranty	Typically Replaces	Non-standard Options. Pricing subject to MOQ	Wholesale Price ex GST(\$NZD)	Normally Stocked (in NZ) <input checked="" type="checkbox"/>
Surface Mount & Suspended											
Surface-Mount Batten  	NEW latest generation cost effective linear LED batten that replaces traditional fluorescent batten fixtures. - CRI: ≥80 - Luminaire Colour : White - Light Output Angle: 120° - SDCM 5 - Flicker free - 1m flex + plug	EBT1550W24W840-G2	1550 x 100 x 58	4000K	24W	3,380 lm	5 years	Batten (1 x 36W or 58W T8)	- 3000K/6000K - 1-10V/DALI	\$95.00	<input checked="" type="checkbox"/>
		EBT1550W48W840-G2	1550 x 100 x 58	4000K	48W	5,800 lm	5 years	Batten (2 x 36W or 58W T8)		\$107.00	<input checked="" type="checkbox"/>
Updown Panel  	Latest Generation Up+Down Panel is simple cost effective option for getting light up onto a ceiling while still providing functional light down onto a task plane. -CRI: >80 - Luminaire Color: White - Beam Angle: 120°, 120° - 1m flex & plug and restraints	EUD3X12W56W840G2	300 x 1200	4000K,5000K	56W	4,500 lm	5 Years	Troffer (2 or 3 x 36W T8)	Indent Stock	\$163.00	<input checked="" type="checkbox"/>
T Series/ Compact Linear Fitting  	A compact linear fitting (approx. T5 size) that can be mounted end-to-end and daisy-chained together for quick installation. - CRI: ≥80 - Luminaire Colour: Silver - Light Output Angle: 120° - 1m flex + joiner	ETF4K600	600 x 25 x 33	5000K	11W	1,120 lm	5 years	14W or 24W T5	- 3000K/5000K/6000K	\$35.00	<input checked="" type="checkbox"/>
		ETF4K900	900 x 25 x 33	4000K	17W	1,830 lm	5 years	21W T5		\$42.50	<input checked="" type="checkbox"/>
		ETF4K1200	1200 x 25 x 33	4000K	20W	2,140 lm	5 years	28W T5		\$48.50	<input checked="" type="checkbox"/>
		ETF4K1500	1500 x 25 x 33	4000K	24W	2,520 lm	5 years	35W T5		\$53.00	<input checked="" type="checkbox"/>
Surface-Mount Panel  	NEW version of the popular Edge-lit panel, the surface panel fixes directly to the mounting surfaces without need of any extra accessories. - Available in standard and low glare version. - CRI: ≥80 - Luminaire Colour : White - Light Output Angle: 120° for standard version -SDCM 3 - 1m flex + plug	Standard Version									
		ESP6X6W36W840	600 x 600	4000K	36W	3,630 lm	5 years	Troffer (3 or 4 x 18W T8)	- 3000K/6000K - Triac/DALI/1-10V dim	\$105.00	<input checked="" type="checkbox"/>
		ESP3X12W36W840	300 x 1200	4000K	36W	3,520 lm	5 years	Troffer (2 or 3 x 36W T8)	- 1200x600 mm	\$120.00	<input checked="" type="checkbox"/>
		Low Glare (UGR<19) Version									
		ESP6X6W36W840-LG	600 x 600	4000K	36W	3,700 lm	5 years	Troffer (3 or 4 x 18W T8)	- 3000K/6000K - Triac/DALI/1-10V dim	\$122.00	<input checked="" type="checkbox"/>
		ESP3X12W36W840-LG	300 x 1200	4000K	36W	3,900 lm	5 years	Troffer (2 or 3 x 36W T8)	- 1200x600 mm	\$139.00	<input checked="" type="checkbox"/>
Dimming Options: (Triac & 1-10V dimming +\$NZD 32.00, BOKE OR TRIDONIC DALI +\$NZD 50.00 + CASAMBI Dim +\$NZD 105.00).											
Surface-Mount Ceiling Light  	Low-profile surface-mounted circular LED lights (40mm deep) with up to 70% energy saving compared to standard CFL. - CRI: >80 - Luminaire Colour: White - Light Output Angle: 120° - Triac dimming compatible as standard - 1.2m flex + plug	Standard Version									
		ECL2504K12W	Ø 250	4000K	12W	1,090 lm	3 years	CFL/2D bulkhead	- 3000K/5000K/6000K - DALI /1-10V dim	\$43.50	<input checked="" type="checkbox"/>
		ECL3004K25W	Ø 300	4000K	25W	2,180 lm	3 years	CFL/2D bulkhead		\$63.00	<input checked="" type="checkbox"/>
		 Emergency & Battery Back-up (3 Hrs emergency operation time)									
		ECL2504K12WE	Ø 250	4000K	12W	840 lm	1 year (Battery)	CFL/2D bulkhead	- 3000K/5000K/6000K	\$64.00	<input checked="" type="checkbox"/>
ECL3004K25WE	Ø 300	4000K	25W	1,930 lm	1 year (Battery)	CFL/2D bulkhead	\$86.50	<input checked="" type="checkbox"/>			

Product	Description	Product Code with Linkable Spec sheet	Size (mm)	Color Temp	Nom. Power	Lumen Output	Warranty	Typically Replaces	Non-standard Options. Pricing subject to MOQ	Wholesale Price ex GST(\$NZD)	Normally Stocked (in NZ) <input checked="" type="checkbox"/>
Downlights											
Compact Downlight  	New generation compact downlights updates the original version and it's build on the reputation with improved lifespan, efficiency and modernised look utilising a highly reliable citizen COB LED module and a remote non-dimmable driver. - CRI:>80 - Luminaire Colour: White - Light Output Angle: 60° - IP54 - SDCM 3 - 1.2m flex + plug	EDLR110W13W840G2	Ø 90-100 cut-out	4000K	13W	1,310 lm	5 years	Halogen & R80 downlight	- 3000K/5000K/6000K - 13W/35W version - Triac / Dali dimm	\$39.00	<input checked="" type="checkbox"/>
		EDLR190W18W840G2	Ø 160-170 cut-out	4000K	18W	1,560 lm	5 years	Halogen & R80 downlight		\$64.00	<input checked="" type="checkbox"/>
		EDLR225W25W840G2-TD	Ø 160-170 cut-out	4000K	25W	2,760 lm	5 years	Halogen & R80 downlight		\$92.00	<input checked="" type="checkbox"/>
		EDLR225W35W840G2-TD	Ø 200-210 cut-out	4000K	35W	3,310 lm	5 years	Halogen & R80 downlight		\$100.00	<input checked="" type="checkbox"/>
		Dimming Options: Triac dimming +\$NZD 10.00, TRIDONIC DALI +\$NZD 42.00 + CASAMBI Dim +\$NZD 105.00									
Deep Downlight  	New citizen COB light engine and a good heatsink designed deep downlight achieves a low glare rating of UGR <19, due to its deep reflector design. - CRI:>80 - Luminaire Colour: White - Light Output Angle: 60° - UGR <19 - 1.2m flex + plug	EDDR110W13W840	Ø 95-100 cut-out	4000K	13W	1,000 lm	5 years	Halogen & R80 downlight	- 3000K/5000K/6000K - 13W/25W version - Triac / Dali dimm	\$42.00	<input checked="" type="checkbox"/>
		EDDR190W25W840	Ø 165-180 cut-out	4000K	25W	2,620 lm	5 years	Halogen & R80 downlight		\$69.00	<input checked="" type="checkbox"/>
		EDDR230W35W840	Ø 205-220 cut-out	4000K	35W	3,390 lm	5 years	Halogen & R80 downlight		\$90.00	<input checked="" type="checkbox"/>
		Dimming Options: Triac dimming +\$NZD 10.00, TRIDONIC DALI +\$NZD 42.00 + CASAMBI Dim +\$NZD 105.00									
Recessed Spotlight   	New recessed Spotlight utilises a high performance Citizen's COB light engine in a 350° rotating and 35° tilt-able housing, ideal for highlighting products and features with easily adjustable precision. - CRI:>80 - Luminaire Colour: White - Light Output Angle: 24°& 60° - 1.2m flex + plug	ERSR96W10W830-TD	Ø 85-90 cut-out	3000K	10W	880 lm	5 years	Halogen & R80 downlight	-5000K - Triac/Dali Dimm - 45W Version	\$42.00	<input checked="" type="checkbox"/>
		ERSR145W20W840-TD	Ø 120-130 cut-out	4000K	20W	1,980 lm	5 years	Halogen & R80 downlight		\$70.00	<input checked="" type="checkbox"/>
		ERSR180W45W840	Ø 165-170 cut-out	4000K	45W	4,750 lm	5 years	Halogen & R80 downlight		\$105.50	<input checked="" type="checkbox"/>
		Dimming Options: Triac dimming +\$NZD 10.00, TRIDONIC DALI +\$NZD 42.00 + CASAMBI Dim +\$NZD 105.00									
Large Downlight  	Larger diameter interior panel lights to replace traditional CFL and HID downlight fittings. - CRI:≥80 - Luminaire Colour: Silver - Light Output Angle: 120° - Triac dimming - 1.2m flex + plug	ERP180S10W840-TD	Ø 180	4000K	10W	787 lm	3 years	CFL downlight	- 3000K/5000K/6000K	\$45.00	<input checked="" type="checkbox"/>
		ERP240S15W840-TD	Ø 240	4000K	15W	1,155 lm	3 years	CFL downlight		\$55.50	<input checked="" type="checkbox"/>
		ERP300S20W840-TD	Ø 300	4000K	20W	1,420 lm	3 years	CFL downlight		\$74.00	<input checked="" type="checkbox"/>
		Dimming Options: TRIDONIC DALI +\$NZD 42.00 + CASAMBI Dim +\$NZD 105.00									
Weatherproof/ IP65											
Area Light  	NEW Highly efficient streetlight designed for for parking lots, downtown areas, neighborhoods, walkways and building grounds. - CRI:>80 - Luminaire Colour: Black - Beam Angle: Type 2/3/4/5 optic - Available in direct and quick fit installation	EAL400B60W840	583 x 283 x 150	3000K,4000K,6000K	60W	8,100 lm	5 years	150W metal-halide Floodlight	- Price includes mounting accessory + short circuit cap only. - Potocell :+ \$NZD 25.00	\$290.00	<input checked="" type="checkbox"/>
		EAL400B120W840	583 x 283 x 150	3000K,4000K,6000K	120W	15,400 lm	5 years	250W metal-halide Floodlight		\$300.00	<input checked="" type="checkbox"/>
		EAL400B150W840	583 x 283 x 150	3000K,4000K,6000K	150W	19,600 lm	5 years	400W metal-halide Floodlight		\$320.00	<input checked="" type="checkbox"/>
		EAL400B200W840	583 x 283 x 150	3000K,4000K,6000K	200W	27,000 lm	5 years	400W metal-halide Floodlight		\$357.00	<input checked="" type="checkbox"/>
		EAL430B250W840	613 x 358 x 150	3000K,4000K,6000K	250W	33,800 lm	5 years	400W+ metal-halide High Bay		\$462.00	<input checked="" type="checkbox"/>
		EAL430B300W840	613 x 358 x 150	3000K,4000K,6000K	300W	39,500 lm	5 years	400W+ metal-halide High Bay		\$467.00	<input checked="" type="checkbox"/>




Product	Description	Product Code with Linkable Spec sheet	Size (mm)	Color Temp	Nom. Power	Lumen Output	Warranty	Typically Replaces	Non-standard Options. Pricing subject to MOQ	Wholesale Price ex GST(\$NZD)	Normally Stocked (in NZ) <input checked="" type="checkbox"/>	
 <p>FloodLight</p> <p>IP65</p>	<p>Marine version, powder coated & 316 stainless screws high performing floodlights suitable for big box retail stores, warehouses, sport centres, forecourts and outdoor areas.</p> <ul style="list-style-type: none"> - CRI: >80 - Luminaire Colour: Black - Light Output Angle: 90° - 2m flex + plug 	EFL4K60WG2	300 x 363 x 372	4000K	60W	7,470 lm	5 years	150W metal-halide Floodlight		\$275.00	<input checked="" type="checkbox"/>	
		EFL5K120WG2	300 x 363 x 372	5000K	120W	14,930 lm	5 years	250W metal-halide Floodlight		\$330.00	<input checked="" type="checkbox"/>	
		EFL5K180WG2	390 x 363 x 372	5000K	180W	22,740 lm	5 years	400W metal-halide Floodlight	-3000K/ 4000K/6000K - 1-10V dim	\$410.00	<input checked="" type="checkbox"/>	
		EFL5K240WG2	480 x 363 x 372	3000K/4000K/5000K	240W	30,270 lm	5 years	400W metal-halide Floodlight	- 240W/300W/500W/ 1000W models	\$487.00	<input checked="" type="checkbox"/>	
		EFL5K300WG2	570 x 363 x 372	3000K/4000K/5000K	300W	37,140 lm	5 years	450W metal-halide Floodlight	- 30/60/30x70/60x90/ 80x155° optic	\$630.00	<input checked="" type="checkbox"/>	
		EFL5K500WG2	840 x 363 x 372	3000K/4000K/5000K	500W	63,270 lm	5 years	1000W metal-halide Floodlight		\$767.00	<input checked="" type="checkbox"/>	
		EFL5K1000WG2	840 x 768 x 522	3000K/4000K/5000K	1000W	122,700 lm	5 years	2000W metal-halide Floodlight		\$1,668.00	<input checked="" type="checkbox"/>	
 <p>Compact Tri-Proof</p> <p>IP65</p>	<p>The wired -through compact Triproof designed especially to resist damage when operating in high-demand environments where space may be at a premium. These high-efficiency luminaires can be surface-mounted or suspended, and in combination with the compact dimensions, offer a high level of flexibility.</p> <ul style="list-style-type: none"> - CRI: ≥80 - Luminaire Colour: Blue/White - Light Output Angle: 120° - 2m flex + plug <p>On-board emergency module</p>	Standard Version										
		ETP600W20W840-TW	600 x 83 x 55	4000K	20W	2,300 lm	5 years	Under verandah (1 or 2 x 18W T8)		\$91.00	<input checked="" type="checkbox"/>	
		ETP1200W40W840-TW	1200 x 83 x 55	4000K	40W	4,700 lm	5 years	Under verandah (1 or 2 x 36W T8)	- 30W/900mm version - 5000K	\$125.00	<input checked="" type="checkbox"/>	
		ETP1500W50W840-TW	1500 x 83 x 55	4000K	50W	5,800 lm	5 years	Under verandah (1 or 2 x 58W T8)	- Dimming and/or sensor - Emergency Option	\$148.00	<input checked="" type="checkbox"/>	
		ETP1500W65W840-TW	1500 x 83 x 55	4000K	65W	7,700 lm	5 years	Under verandah (1 or 2 x 58W T8)		\$151.00	<input checked="" type="checkbox"/>	
		EEM3W-OB	135.5 x 57mm	4000K	3W	400lm	2 years	-		\$110.00	<input checked="" type="checkbox"/>	
 <p>Tri-Proof Plus</p> <p>IP65 IK09</p>	<p>NEW This special version of Ecopoint's Tri-Proof is intended for use in environments where protection against a range of chemical agents or extra hygiene features are required. A construction of 316-grade stainless steel and PMMA provides resistance to many agents which polycarbonate is susceptible to, such as diesel, petrol, and a range of acids.</p> <ul style="list-style-type: none"> - CRI: >80 - Luminaire Colour: Silver - Beam Angle: 120° - 2m flex + plug 	ETP600S20W840-PC	600	4000K	20W	2,240 lm	5 years	Under verandah (1 or 2 x 18W T8)		\$93.00	<input checked="" type="checkbox"/>	
		ETP1200S36W840-PC	1200	4000K	36W	4,300 lm	5 years	Under verandah (1 or 2 x 36W T8)		\$125.00	<input checked="" type="checkbox"/>	
		ETP1500S48W840-PC	1500	4000K	48W	5,810 lm	5 years	Under verandah (1 or 2 x 58W T8)		\$142.00	<input checked="" type="checkbox"/>	
		ETP600S20W840-PM	600	4000K	20W	2,240 lm	3 years	Under verandah (1 or 2 x 18W T8)	-Indent Stock -Emergency option -3000K/5000K/6000K	\$107.00	<input checked="" type="checkbox"/>	
		ETP1200S36W840-PM	1200	4000K	36W	4,300 lm	3 years	Under verandah (1 or 2 x 36W T8)		\$144.00	<input checked="" type="checkbox"/>	
		ETP1500S48W840-PM	1500	4000K	48W	5,810 lm	3 years	Under verandah (1 or 2 x 58W T8)		\$165.00	<input checked="" type="checkbox"/>	
		ETP1500S48W850-PM-HO	1500	5000K	48W	6,610 lm	3 years	Under verandah (1 or 2 x 58W T8)		\$172.00	<input checked="" type="checkbox"/>	
		 <p>T8 Under Verandah Fitting</p> <p>IP65</p>	<p>IP65 LED-ready Under-Verandah fixtures (no ballast, lamp-holders pre-wired)</p> <ul style="list-style-type: none"> - Single or twin-lamp configurations - Luminaire Colour: Grey - LED lamps not included; order separately (LED J Series Frosted or Clear) 	ELVB1200-2P	1200	-	-	-	5 years	Under verandah (2 x 36W T8)		\$48.50
ELVB1500-1P	1500			-	-	-	-	5 years	Under verandah (1 x 58W T8)		\$39.00	<input checked="" type="checkbox"/>
ELVB1500-2P	1500			-	-	-	-	5 years	Under verandah (2 x 58W T8)		\$51.50	<input checked="" type="checkbox"/>

Product	Description	Product Code with Linkable Spec sheet	Size (mm)	Color Temp	Nom. Power	Lumen Output	Warranty	Typically Replaces	Non-standard Options. Pricing subject to MOQ	Wholesale Price ex GST(\$NZD)	Normally Stocked (in NZ) <input checked="" type="checkbox"/>
High Bays											
High Bay  	New generation high bays incorporating many of the high -efficiency features of more expensive units available in 100W, 150W and 200W versions with 1-10v dimmable. - CRI:>80 - Luminaire Colour: Black - Light Output Angles: 90° - Smart plug & play system for sensor - 2m flex + plug Dimming Options: DALI +\$NZD 50.00 , Microwave Sensor +\$NZD 50.00	EHBR320B100W840G3	Ø 320	4000K	100W	12,600 lm	5 years	250 metal halide High Bay	- 5000K/6000K	\$188.00	<input checked="" type="checkbox"/>
		EHBR320B150W840G3	Ø 320	4000K	150W	18,900 lm	5 years	250- 400W metal halide High Bay	- 90°/120° optional beam angle	\$215.00	<input checked="" type="checkbox"/>
		EHBR360B200W840G3	Ø 360	4000K	200W	25,200 lm	5 years	250W-400W+ metal-halide High Bay	- Microwave Sensor	\$255.00	<input checked="" type="checkbox"/>
Long Bay   	Second-generation SDCM 3 LED Long Bay leverages Lumileds LED chips and long-life drivers designed specifically to reach new levels of efficiency and reliability. - Applications: Large-format Retail, Sports Facilities etc. - CRI:80 - Luminaire Colour: Silver - Light Output Angle: 120° - 1-10V Dimmable - 2m flex + plug	ELO600S60W840G2	605 x 135 x 115	3000K/4000K/5000K	60W	8,100 lm	5 years	150W metal-halide High Bay	- 5000K/6000K - DALI dim	\$196.00	<input checked="" type="checkbox"/>
		ELO600S100W840G2	605 x 135 x 115	3000K/4000K/5000K	100W	13,400 lm	5 years	150-250W metal-halide High Bay		\$204.00	<input checked="" type="checkbox"/>
		ELO900S150W840G2	905 x 135 x 115	4000K	150W	18,400 lm	5 years	250W-400W metal-halide High Bay		\$252.00	<input checked="" type="checkbox"/>
		ELO1200S180W840G2	1205 x 135 x 115	4000K	180W	22,700 lm	5 years	400W+ metal-halide High Bay		\$291.00	<input checked="" type="checkbox"/>
Linear High Bay  	A high output LED linear alternative to standard metal halide or T5 high bays. High quality construction using a lightweight aluminium chassis design for tall halls, high warehouses, loading areas and freight yards. -Beam angle options: 30°, 60°, 90°, 30°x70°, 60°x90 -Installation heights up to 30 meters - CRI:80 - Luminaire Colour: Blue & Silver - 2m flex + plug	ELB600S100W840	600 x 130 x 130	3000K,4000K,6000K	100W	13,200 lm	5 years	150W metal-halide High Bay	Indent Stock	\$218.00	<input checked="" type="checkbox"/>
		ELB600S120W840	600 x 130 x 130	3000K,4000K,6000K	120W	15,100 lm	5 years	150-250W metal-halide High Bay	Indent Stock	\$226.00	<input checked="" type="checkbox"/>
		ELB900S150W840	900 x 130 x 130	3000K,4000K,6000K	150W	19,800 lm	5 years	250W-400W metal-halide High Bay	Indent Stock	\$280.00	<input checked="" type="checkbox"/>
		ELB900S180W840	900 x 130 x 130	3000K,4000K,6000K	180W	22,100 lm	5 years	400W+ metal-halide High Bay	Indent Stock	\$287.00	<input checked="" type="checkbox"/>
		ELB1200S200W840	1200 x 130 x 130	3000K,4000K,6000K	200W	26,600 lm	5 years	400W+ metal-halide High Bay	Indent Stock	\$342.00	<input checked="" type="checkbox"/>
		ELB1200S240W840	1200 x 130 x 130	3000K,4000K,6000K	200W	30,900 lm	5 years	400W+ metal-halide High Bay	Indent Stock	\$350.00	<input checked="" type="checkbox"/>
Retrofit											
J-Series T8 Replacement Tubes  	T8-sized LED replacement tubes with fuses, shatter proof PC lens and efficient aluminium heat sink, choice of frosted (F) or clear (C) diffuser. - CRI:≥80 - Lamp Colour: Silver - Light Output Angle: 120°	EJF4K600	600 (Ø 26)	4000K	11W	1,350 lm	5 years	18W 840 T8 lamp	- 3000K/6000K - 600/900mm Clear lens	\$24.50	<input checked="" type="checkbox"/>
		EJF4K900	900 (Ø 26)	4000K	17W	1,650 lm	5 years	30W 840 T8 lamp		\$27.50	<input checked="" type="checkbox"/>
		EJC4K1200	1200 (Ø 26)	4000K, 5000K	20W	2,450 lm	5 years	36W 840 T8 lamp		\$31.00	<input checked="" type="checkbox"/>
		EJF4K1200G2/EJF5K1200G2	1200 (Ø 26)	4000K, 5000K	18W	3,200 lm	5 years	36W 840 T8 lamp		\$37.50	<input checked="" type="checkbox"/>
		EJF4K1500/EJC4K1500	1500 (Ø 26)	4000K, 5000K	24W	2,920 lm	5 years	58W 840 T8 lamp		\$35.50	<input checked="" type="checkbox"/>
		EJF5K1500G2/EJF6K1500G2	1500 (Ø 26)	4000K, 5000K	28W	4,200 lm	5 years	58W 840 T8 lamp		\$39.00	<input checked="" type="checkbox"/>

Product	Description	Product Code with Linkable Spec sheet	Size (mm)	Color Temp	Nom. Power	Lumen Output	Warranty	Typically Replaces	Non-standard Options. Pricing subject to MOQ	Wholesale Price ex GST(\$NZD)	Normally Stocked (in NZ) <input checked="" type="checkbox"/>
C-Series/Refrigeration Tubes  	Ecopoint's C-Series tubes are the only LED tubes been specifically engineered for the refrigeration industry- designed to run cooler while providing superior lighting levels with 3-row spread of LED's. - CRI: ≥80 - Light Output Angle: 120°	ECC5K600	900 (Ø 26)	5500K	12W	1,260 lm	5 years	30W 850 T8 lamp	- 3000K/4000K - 600/900/Frosted lens	\$30.50	<input checked="" type="checkbox"/>
		ECC5K900	900 (Ø 26)	5500K	12W	1,260 lm	5 years	30W 850 T8 lamp		\$35.00	<input checked="" type="checkbox"/>
		ECC5K1200	1200 (Ø 26)	5500K	20W	2,100 lm	5 years	36W 850 T8 lamp		\$42.00	<input checked="" type="checkbox"/>
		ECC5K1500	1500 (Ø 26)	5500K	22W	2,310 lm	5 years	58W 850 T8 lamp		\$53.00	<input checked="" type="checkbox"/>
D-Series/Double Sided T8 Tubes  	Building on Ecopoint's ground breaking developments, the D-Series tube is unique in that it has LEDs on opposing sides of the tube creating a double sided light source. - CRI: ≥80 - Lamp Colour: Silver - Light Output Angle: 120°	EDC5K900G2	900 (Ø 26)	5500K	13W	1,950 lm	5 years	30W 850 T8 lamp	- 3000K/4000K - 600/900/Frosted lens	\$41.00	<input checked="" type="checkbox"/>
		EDC5K1200G2	1200 (Ø 26)	5500K	18W	2,700 lm	5 years	36W 850 T8 lamp		\$48.00	<input checked="" type="checkbox"/>
		EDC5K1500G2	1500 (Ø 26)	5500K	22W	3,300 lm	5 years	58W 840 T8 lamp		\$53.00	<input checked="" type="checkbox"/>
K-Series T5 Replacement tube  	Long life and energy-efficient alternative to traditional fluorescent T5 lamps. A T7-sized tube that fits a T5 base and is available with either frosted (F) or clear (C) diffusers. - CRI: ≥80 - Lamp Colour: White - Light Output Angle: 120°	EKF4K600	600 (Ø 16)	4000K	11W	1,260 lm	5 years	14/24W 840 T5 lamp	- 3000K/ 6000K	\$26.00	<input checked="" type="checkbox"/>
		EKF4K900/EKC6K900	900 (Ø 16)	4000K,6000K	17W	1,930 lm	5 years	18/24W 840 T5 lamp		\$28.00	<input checked="" type="checkbox"/>
		EKF4K1200/EKC5K1200	1200 (Ø 16)	4000K, 5000K	20W	2,360 lm	5 years	28W 840 T5 lamp		\$32.50	<input checked="" type="checkbox"/>
		EKF4K1500/EKC6K1500	1500 (Ø 16)	4000K, 6000K	24W	2,850 lm	5 years	35W 840 T5 lamp		\$35.50	<input checked="" type="checkbox"/>
Specialist Solutions											
Rigid Strip Lights  	Slim, compact design LED Rigid Strip Light is an excellent choice for applications where the impact of the colour of the merchandise plays a key role in sales performance. - 24V DC power supplier. - CRI: ≥80 - Lamp Colour: Silver - Light Output Angle: 120° - IP40	ERL260S4W830/840/850	260(Ø 24)	3000K/4000k/5000K	4W	220 lm	3 years	-	Meat/Food	\$12.00	<input checked="" type="checkbox"/>
		ERL560S9W830/840/850	560(Ø 24)	3000K/4000k/5000K	9W	510 lm	3 years	-		\$17.00	<input checked="" type="checkbox"/>
		ERL860S13W830/840/850	860(Ø 36)	3000K/4000k/5000K	13W	800 lm	3 years	-		\$22.00	<input checked="" type="checkbox"/>
		ERL1160S18W830/840/850	1160(Ø 48)	3000K/4000k/5000K	18W	1,090 lm	3 years	-		\$27.00	<input checked="" type="checkbox"/>
		ERL1460S22W850	1460(Ø 60)	5000K	22W	1,380 lm	3 years	-		\$34.00	<input checked="" type="checkbox"/>
Rigid Strip Light Drivers 	Power supply for rigid strip lights. -Output voltage: 24V DC - Non dimmable driver -1m flex + plug	ERL-DRIV-20W	110-230v 50/60hz	-	20W	-	3 years	-	\$36.00	<input checked="" type="checkbox"/>	
		ERL-DRIV-60W	110-230v 50/60hz	-	60W	-	3 years	-	\$49.00	<input checked="" type="checkbox"/>	
		ERL-DRIV-100W	110-230v 50/60hz	-	100W	-	3 years	-	\$72.00	<input checked="" type="checkbox"/>	
		ERL-DRIV-150W	110-230v 50/60hz	-	150W	-	3 years	-	\$102.00	<input checked="" type="checkbox"/>	

Product	Description	Product Code with Linkable Spec sheet	Size (mm)	Color Temp	Nom. Power	Lumen Output	Warranty	Typically Replaces	Non-standard Options. Pricing subject to MOQ	Wholesale Price ex GST(\$NZD)	Normally Stocked (in NZ) <input checked="" type="checkbox"/>
Rigid Strip Light Accessories 	Power Cord Splitter	ERL-SPLT-2	1-to -2	-	-	-	-	-		\$22.00	<input checked="" type="checkbox"/>
		ERL-SPLT-6	1-to -6	-	-	-	-	-		\$31.00	<input checked="" type="checkbox"/>
	Interconnecting lead	ERL-CONX-200	200	-	-	-	-	-		\$6.00	<input checked="" type="checkbox"/>
	180 deg swivel bracket with integrated magnet (in pairs)	ERL-BRKT	180deg	-	-	-	-	-		\$6.00	<input checked="" type="checkbox"/>
	Power bar 1200mm white	ERL-POWERBAR -1200	1200mm	-	-	-	-	-		\$13.00	<input checked="" type="checkbox"/>
	Power bar 200mm connector	ERL-POWERCON-200	200mm	-	-	-	-	-		\$5.00	<input checked="" type="checkbox"/>
Meat Display Tubes 	T5 integrated linear and T8 LED tubes with high colour rendering 'pink' LED chips for meat displays. - CRI:>90 - Lamp Colour: White - Light Output Angle: 120° 	EJFPK1200 (T8 tube)	1200 (Ø 26)	Pink	20W	1,720 lm	5 years	Red/Pink sleeved T8 lamp	- 600/900/1500 mm	\$43.00	<input checked="" type="checkbox"/>
		EKFPK1200 (T5 tube)	1200 (Ø 26)	Pink	20W	1,200 lm	5 years	Red/Pink sleeved T5 lamp		\$42.00	<input checked="" type="checkbox"/>
		ETFPK1200 (T5 Integrated)	1200 x 25.2	Pink	20W	1,690 lm	5 years	Red/Pink sleeved T5 lamp		\$60.50	<input checked="" type="checkbox"/>
Full Spectrum (Healthcare) Tube 	Integrated version of high-specification Cyanosis Tubes. -CRI:>90 -Lamp Colour: Silver -Light Output Angle: 120° 	EJC1200C20W940	1200 (Ø 26)	4000K	20W	1,800 lm	5 years	Cyanosis-compatible T8 lamp	- 5000K/6000K - 600/900 mm - Frosted diffuser	\$55.00	<input checked="" type="checkbox"/>
		EJC1500C24W940	1500 (Ø 26)	4000K	24W	2,100 lm	5 years	Cyanosis-compatible T8 lamp		\$68.00	<input checked="" type="checkbox"/>
GreenTube 	Complementing the Cyanosis Tube retrofit LED option for operating theatres, the Green Tube variant supports visual comfort for medical staff operating in a dimmed theatre environment. -CRI:>90 -Lamp Colour: Silver -Light Output Angle: 120° 	EIG1200C20W940-DC38V	1200 (Ø 26)	Green	20W	1,100 lm	5 years	Cyanosis-compatible T8 lamp	- 5000K/6000K - 600/900 mm - Frosted diffuser	\$56.00	<input checked="" type="checkbox"/>
		EIG1500C24W940-DC38V	1500 (Ø 26)	Green	24W	1,300 lm	5 years	Cyanosis-compatible T8 lamp		TBA	<input checked="" type="checkbox"/>
Bedhead Light 	Wall-mounted hospital bedhead light with three circuits; up-ward 'room' light, low power 'night' light, and separate reading light. - CRI:≥80 - Luminaire Color: Silver - Light Output Angle: 120° 	EBH700S20W840	700 x 92 x 153	3000K	2W	170 lm (N)	3 years	-	-5000K/6000K	\$300.00	<input checked="" type="checkbox"/>
				4000K	6W	510 lm (R)					
				4000K	12W	1020 lm (U)					
Sensor Switch 	Wall mounted 3-way (occupancy, daylight and sound) sensor switch to control lighting, plus dry contacts for other control applications. - Min load: 10mA & Max load: 5 Amp 	ESSDF3S	32 x 66 (Face)	-	-	-	1 year	-	-	\$55.00	<input checked="" type="checkbox"/>
Night Light 	Creating a safe level of orientation light in public facilities, the Ecopoint wall-recessed Wayfinding Light is low-profile, discrete and robust. The cast aluminium body houses a low-power LED array, while a faceted specular reflector ensures the light is distributed accurately and efficiently. - CRI:≥80 - Luminaire Color: Silver - Light Output Angle: 120° - 1.2m flex + plug 	EST70X70W3W830	60 x 60 cut-out	3000K/4000K/5000K	3W	180 lm	3 years	-	4000K/5000K	\$39.00	<input checked="" type="checkbox"/>
		EST110X70W3W830	100 x 60 cut-out	3000K/4000K/5000K	3W	180 lm	3 years	-	4000K/5000K	\$51.00	<input checked="" type="checkbox"/>
		EST200X70W3W830	190 x 60 cut-out	3000K/4000K/5000K	3W	180 lm	3 years	-	4000K/5000K	\$66.00	<input checked="" type="checkbox"/>
		EST200X135W8W830	190x 125 cut-out	3000K/4000K/5000K	8W	550 lm	3 years	-	4000K/5000K	\$77.00	<input checked="" type="checkbox"/>

Product	Description	Product Code with Linkable datasheet	Size (mm)	Color Temp	Nom. Power	Lumen Output	Warranty	Non-standard Options	Wholesale Price ex GST(\$NZD)	
OptaSoft-Recessed soft-light luminaire										
	<ul style="list-style-type: none">  IP20  3 SDCM  UGR 16  LOW RUCKER 	Combining good efficacy with a comfortable soft-glow appearance, the OptaSoft is an appealing option for office spaces aiming for a different look.	ESO6X6W32W840	595 x 595 x 100	4000K	32 W	3,560 lm	5 years	<ul style="list-style-type: none"> - 3000K/5000K - TRIDONIC DALI (+\$NZD 50.00) - CASAMBI (+\$NZD 105.00) 	\$195
		- CRI≥80	ESO3X12W32W840	295 x 1195 x 100	4000K	32 W	3,440 lm	5 years		\$210
		<ul style="list-style-type: none"> - Colour Options : White - 1 m Power supply cable and plug - 1 m Seismic restraint set (2 x cables) 	ESO6X12W40W840	595 x 1195 x 100	4000K	40 W	4,800 lm	5 years		\$265
OptaLine-Low -glare profile luminaire										
	<ul style="list-style-type: none">  IP20  3 SDCM  UGR 16  LOW RUCKER 	The OptaLine profile luminaire family combines a user-friendly modular design with sleek and minimal lines which will suit a wide variety of architectural and commercial applications.	ELG300B10W840	305 x 60 x 88	4000K	10 W	700 lm	5 years	<ul style="list-style-type: none"> - 3000K - TRIDONIC DALI (+\$NZD 50.00) - CASAMBI (+\$NZD 105.00) - White - Straight Joiner (+\$NZD 10.00) - Connectors L, T, X (+\$NZD 40.00) 	\$122
		- CRI≥80	ELG600B20W840	605 x 60 x 88	4000K	20 W	1,550 lm	5 years		\$157
		<ul style="list-style-type: none"> - Colour Options : White and Black - 2 m power supply cable (wired to driver) - 2 m Suspension cables (2 x cables) 	ELG1200B38W840	1205 x 60 x 88	4000K	38 W	3,200 lm	5 years		\$209
OptaOmni-Low-profile direct/indirect luminaire										
	<ul style="list-style-type: none">  IP20  3 SDCM  UGR 16 	A low-profile luminaire in a few ways — its shallow dimensions give it a sleek appearance from across the room, while the semitransparent diffuser reduces its presence when viewed from below.	EPF1200W40W840	200 x 1200 x 24	4000K	40 W	4,600 lm	5 years	<ul style="list-style-type: none"> - 3000K/5000K - TRIDONIC DALI (+\$NZD 50.00) - CASAMBI (+\$NZD 105.00) - 1-10V (+\$NZD 32.00) - Black 	\$315
		- CRI≥80	EPF1200W54W840-Wide	300 x 1200 x 24	4000K	54 W	5,300 lm	5 years		\$345
	<ul style="list-style-type: none"> - Colour Options : White, Black - 2 m power supply cable (wired to driver) - 2 m Suspension cables (2 x cables) 									
OptaVert-Vertical semi-transparent task light										
	<ul style="list-style-type: none">  IP20  3 SDCM  UGR 16 	The OptaVert re-thinks how lighting can be used for multiple purposes-providing targeted task lighting as well as a creating prominent point of visual attraction.	EPT1200B50W840-LG	1141 x 190 x 33	4000K	50 W	6,000 lm	5 years	<ul style="list-style-type: none"> - 3000K/5000K - TRIDONIC DALI (+\$NZD 50.00) - BASIC DIM WIRELESS (+\$NZD 145.00) 	\$358
		- CRI≥80	EPT1200B50W840-Opal	1200 x 140 x 40	4000K	50 W	5,700 lm	5 years		\$334
	<ul style="list-style-type: none"> - Colour Options : Silver - 2 m power supply cable (wired to driver) - 2 m Suspension cables (2 x cables) 									
OptaCube-Wall-mount up/down luminaire										
	<ul style="list-style-type: none">  IP65 	IP65, adjustable reflector plates in both the up and down directions , these OptaCube luminaire combines that classic appearance with highly customisable lighting effects	ECU120B10W830/840	120 x 100 x 97	3000K/4000K	10W	970 lm	3 years	<ul style="list-style-type: none"> - 5000K/5700K -DALI 	\$45
		- CRI≥80	ECU240B18W830/840	240 x 100 x 98	3000K/4000K	18W	1,270 lm	3 years		\$65
	<ul style="list-style-type: none"> - Colour Options : Black and White - non dimmable - Adjustable (15° ~120°) 									

Product	Description	Product Code with Linkable datasheet	Size (mm)	Color Temp	Nom. Power	Lumen Output	Warranty	Non-standard Options	Wholesale Price ex GST(\$NZD)	
OptaTube-Flexible accent lighting										
   <div style="display: flex; flex-direction: column; align-items: center; margin-top: 10px;"> <div style="background-color: #f9c94b; padding: 2px 5px; font-size: 8px;">IP20</div> <div style="background-color: #f9c94b; padding: 2px 5px; font-size: 8px;">SDCM</div> </div> <p style="font-size: 10px; margin-top: 10px;">Boasting a classic cylindrical form in a variety of mounting configurations, the OptaTube can be used for high-impact accent lighting or targeted task lighting. A selection of wattages and optics provides the scope to tailor a lighting effect to suit each specific application. Citizen COB and German-made driver components combine to deliver reliable and efficient performance.</p> <ul style="list-style-type: none"> - CRI≥90 - Colour Options : Black and White - non dimmable - Available in 12, 15, 24 and 45 deg 	OptaTube-Track light									
	ETU60B15W940-36D-TR	Ø62 x 177	4000K	15 W	1,530 lm	5 years	- 2700K/5000K - Ø60 in 8W/12W/15W - Dimmable + \$NZD 50.00 - Barndoors + \$NZD 25.00 - Honeycomb + \$NZD 7.00	\$115		
	ETU80B20W940-45D-TR	Ø82 x174	4000K	20 W	1,970 lm	5 years		\$148		
	ETU110B20W940-45D-TR	Ø110 x158	4000K	20 W	1,880 lm	5 years		\$154		
	ETU110B30W940-45D-TR	Ø110 x158	4000K	30 W	2,800 lm	5 years		\$161		
	ETU130B40W940-45D-TR	Ø126 x 182	4000K	40 W	3,640 lm	5 years		\$207		
	ETU130B50W940-45D-TR	Ø126 x 182	4000K	50 W	3,980 lm	5 years		\$246		
	OptaTube-Surface Spotlight									
	ETU60B15W940-36D-SS	Ø62 x 177	4000K	15 W	1,530 lm	5 years	- 2700K/3000K/5000K - Ø60 in 8W/12W/15W - Dali Dimmable + \$NZD 50.00	\$120		
	ETU80B20W940-45D-SS	Ø82 x174	4000K	20 W	1,970 lm	5 years		\$142		
	ETU110B20W940-45D-SS	Ø110 x158	4000K	20 W	1,880 lm	5 years		\$164		
	ETU110B30W940-45D-SS	Ø110 x158	4000K	30 W	2,800 lm	5 years		\$173		
	ETU130B40W940-45D-SS	Ø126 x 182	4000K	40 W	3,640 lm	5 years		\$214		
	ETU130B50W940-45D-SS	Ø126 x 182	4000K	50 W	3,980 lm	5 years		\$253		
	OptaTube-Surface Downlight									
	ETU60B15W940-36D-SD	ø62 x 174 mm	4000K	15 W	1,530 lm	5 years	- 2700K/3000K/5000K - Ø60 in 8W/12W/15W - Dali Dimmable + \$NZD 50.00	\$105		
	ETU80B20W940-45D-SD	ø82 x 174 mm	4000K	20 W	1,970 lm	5 years		\$134		
	ETU110B20W940-45D-SD	ø110 x 158 mm	4000K	20 W	1,880 lm	5 years		\$147		
	ETU110B30W940-45D-SD	ø110 x 158 mm	4000K	30 W	2,800 lm	5 years		\$157		
	ETU130B40W940-45D-SD	ø126 x 180 mm	4000K	40 W	3,640 lm	5 years		\$188		
	ETU130B50W940-45D-SD	ø126 x 180 mm	4000K	50 W	3,980 lm	5 years		\$227		
OptaTube-Pendant Downlight										
ETU60B15W940-36D-PD	ø62 x 184 mm (1.0 m suspension)	4000K	15 W	1,530 lm	5 years	- 2700K/3000K/5000K - Ø60 in 8W/12W/15W - Dali Dimmable + \$NZD 50.00	\$109			
ETU80B20W940-45D-PD	ø82 x 188 mm (1.0 m suspension)	4000K	20 W	1,970 lm	5 years		\$138			
ETU110B20W940-45D-PD	ø110 x 158 mm (1.0 m suspension)	4000K	20 W	1,880 lm	5 years		\$154			
ETU110B30W940-45D-PD	ø110 x 158 mm (1.0 m suspension)	4000K	30 W	2,800 lm	5 years		\$163			
ETU130B40W940-45D-PD	ø126 x 182 mm (1.0 m suspension)	4000K	40 W	3,640 lm	5 years		\$211			
ETU130B50W940-45D-PD	ø126 x 182 mm	4000K	50 W	3,980 lm	5 years		\$249			

Product	Description	Product Code with Linkable datasheet	Size (mm)	Color Temp	Nom. Power	Lumen Output	Warranty	Non-standard Options	Wholesale Price ex GST(\$NZD)
Tracking Accessories 	<p>The simplest way to distribute power and retain the maximum flexibility to change your lighting arrangements as you need. Choose either the black or white option to suit your interior colour scheme. Mounting: Surface-mounted, wire-suspended or recessed.</p>	3-Circuit Track System							
		TR3-1-S / 3-CCT Track 1.0m Surface, White or Black	352 x 353 x 146	-	-	-	-	3-CCT Dali Options	\$38
		TR3-1-R / 3-CCT Track 1.0m Recessed, White or Black	352 x 353 x 146	-	-	-	-		\$44
		TR3-EF / 3-CCT End-feed, White or Black	-	-	-	-	-		\$9
		TR3-EN / 3-CCT End Cap, White or Black	35.2 x 32.5	-	-	-	-		\$3
		TR3-JN / 3-CCT Joiner, White or Black	-	-	-	-	-		\$9
		TR-Ws / Suspension Kit	1500 mm cable	-	-	-	-		\$10
		TR3-CF / 3-CCT Centre-feed, White or Black	-	-	-	-	-		\$17
		TR3-LC / 3-CCT L-Connector, White or Black	-	-	-	-	-		\$18
		TR3-TC / 3-CCT T-Connector, White or Black	-	-	-	-	-		\$24
		TR3-XC / 3-CCT X-Connector, White or Black	-	-	-	-	-		\$29
		TR3-FC / 3-CCT Flexi-Connector, White or Black	-	-	-	-	-		\$24
TP3-MP / 3 -CCT Mono -Point, White or Black	Ø110 x35	-	-	-	-	\$25			

Terms and conditions (summarised):

1. Pricing is valid for 30 days from the date of the quote.
2. Delivery is from our Wellington based logistics centre. Local freight charges are not included in the pricing provided.
3. Should product listed in our price-list not be available from our warehouse, delivery is approximately 9 to 12 weeks based on sea shipment. Freight by air will reduce delivery by approximately 4 to 5 weeks.
4. If an order is cancelled after placement we reserve the right to charge a handling and re-stocking fee of 20% of the agreed price.
5. If goods are returned for reason other than the supply of incorrect goods or defects, they are done so at the customers cost, and this must occur within 30 days of delivery provided they are in new and resalable condition.
6. Products cannot be returned without written agreement by Ecopoint.
7. Payment is due before the order is delivered, unless credit has been arranged. To provide credit we need the Credit Application Form completed. If goods are non-stocked items or indent stock then a 50% up-front payment will be required.
8. Our full Terms and Conditions are available here.